




USING CANVAS AS A PARENT



TEACHERS USE CANVAS TO:

- Personalize learning for students
- Receive and grade student assignments, discussions, and quizzes.
- Provide students with written, audio, or video feedback and multiple revision/submission opportunities.
- Push course notifications to students via email and text.

STUDENTS USE CANVAS TO:

- Access class materials such as the calendar, assignments, quizzes, using any device or any browser.
- Track their progress through ongoing teacher feedback.
- Receive course announcements, grade notifications, etc. instantaneously on their preferred device(s).
- Collaborate with peers and teachers.

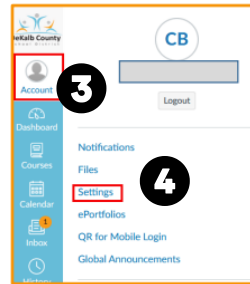
PARENTS USE CANVAS TO:

- Observe all of the students' classes.
- Access assignments and grades in Canvas in real time - even before they're transferred to Infinite Campus.
- Help students better understand a project or expectations.
- Receive the same notifications students receive from the school and classes.

In Canvas, parents function as observers. As an observer, you will have limited permissions that allow you to see what is going on in a course without interrupting or participating in the course. There are two platforms where you can access the course. **You will need a pairing code from your student's DCSD Canvas Account.**

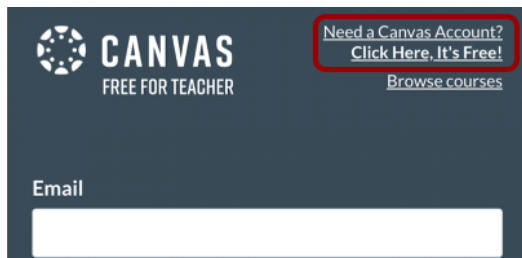
ACCESSING THE STUDENT PAIRING CODE

1. Go to students.dekalbschoolsga.org.
2. Have your student login with their DCSD credentials.
3. Click on the Canvas Student icon.
4. From the global navigation tab of Canvas, select Account.
5. Select "Pair with Observer" on the settings page.
6. Use the pairing code with one of the platforms below.

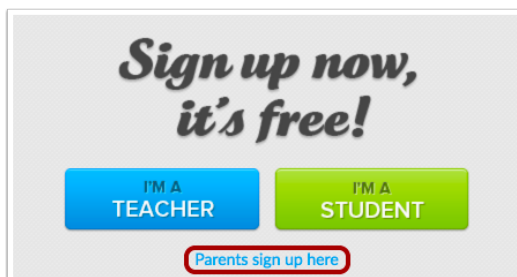


DESKTOP

- Go to dekalb.instructure.com (log out of the student account)
- Create a Canvas account.



- Choose the "Parents sign up here" option.



- Fill out the parent signup form, including the pairing code that was shared with you, and tap Start Participating.

MOBILE

- Download the Canvas Parent App



- Open the Canvas Parent app, tap the Find my School button, enter DeKalb County School District, GA, and proceed.
- Tap Create Account link at the bottom of the login page.
- Fill out the signup form, including the pairing code that was shared with you, and tap Start Participating.